

INDUSTRIAL DC/DC Converters base insulation

Stand: 29/09
3 - 4 Watt
**Series: CFW2/
 CMW2**

Wide input range 1:2
 Case style: DIP24
 PWM - regulated

to various EN/UL/CSA-regulations for those converters voltage on either input/output-voltage higher than 60VDC less than 120VDC

Electrical specifications:

Input voltage: wide 1:2
 Output voltage accuracy: +/- 2%
 Line regulation: +/- 0,2%
 Load regulation: +/- 1%
 Efficiency: min. 65%
 Output Ripple & Noise: typ. 150mVp-p
 short circuit protection: fully protected

Ambient temperature: -40°C to +71°C
 Operating temperature: max. +105°C
 Insulation test voltage: 1000V DC
 optional part-Nr. /3 3kVAC rms
 part-Nr. /6 3,75 Watt
 part-Nr. /2 4 Watt

Case material: CFW2 - polycarbonat / CMW2 - metal
 Part-No. /5 External -IN & -OUT / COM connection allowed
 Part-No. /7 3kV DC isolation voltage @ P-No. /1 & /8

CAUTION: NO INPUT POLARITY CHANGE ALLOWED!

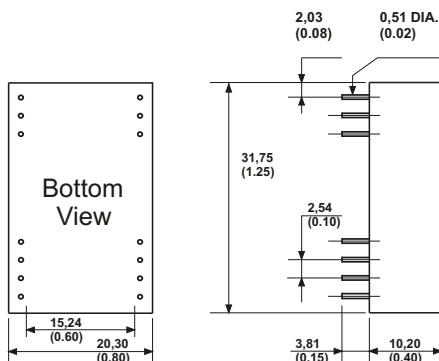
Part - No. Single	Input Voltage DC	Output Voltage DC	Output Current	Part - No. Dual	Input Voltage DC	Output Voltage DC	Output Current
CFW2-1203	9-18V*	3V	1000mA	CFW2-1203D	9-18V*	+/- 3V	+/-500mA
CFW2-1205		5V	600mA	CFW2-1205D		+/- 5V	+/-300mA
CFW2-1212		12V	250mA	CFW2-1212D		+/-12V	+/-125mA
CFW2-1215		15V	200mA	CFW2-1215D		+/-15V	+/-100mA
CFW2-1218		18V	166mA	CFW2-1218D		+/-18V	+/- 83mA
CFW2-1224		24V	125mA	CFW2-1224D		+/-24V	+/- 62mA
CFW2-1228	28V	107mA	CFW2-1228D	+/-28V	+/- 54mA		
CFW2-2403	16-36V	3V	1000mA	CFW2-2403D	16-36V	+/- 3V	+/-500mA
CFW2-2405		5V	600mA	CFW2-2405D		+/- 5V	+/-300mA
CFW2-2412		12V	250mA	CFW2-2412D		+/-12V	+/-125mA
CFW2-2415		15V	200mA	CFW2-2415D		+/-15V	+/-100mA
CFW2-2418		18V	166mA	CFW2-2418D		+/-18V	+/- 83mA
CFW2-2424		24V	125mA	CFW2-2424D		+/-24V	+/- 62mA
CFW2-2428	28V	107mA	CFW2-2428D	+/-28V	+/- 54mA		
CFW2-4803	34-75V	3V	1000mA	CFW2-4803D	34-75V	+/- 3V	+/-500mA
CFW2-4805		5V	600mA	CFW2-4805D		+/- 5V	+/-300mA
CFW2-4812		12V	250mA	CFW2-4812D		+/-12V	+/-125mA
CFW2-4815		15V	200mA	CFW2-4815D		+/-15V	+/-100mA
CFW2-4818		18V	166mA	CFW2-4818D		+/-18V	+/- 83mA
CFW2-4824		24V	125mA	CFW2-4824D		+/-24V	+/- 62mA
CFW2-4828	28V	107mA	CFW2-4828D	+/-28V	+/- 54mA		

* Attention: Initial start-up requires U_{in} min. 10V, then U_{in} can drop down to min. 9V without leaving output tolerance.

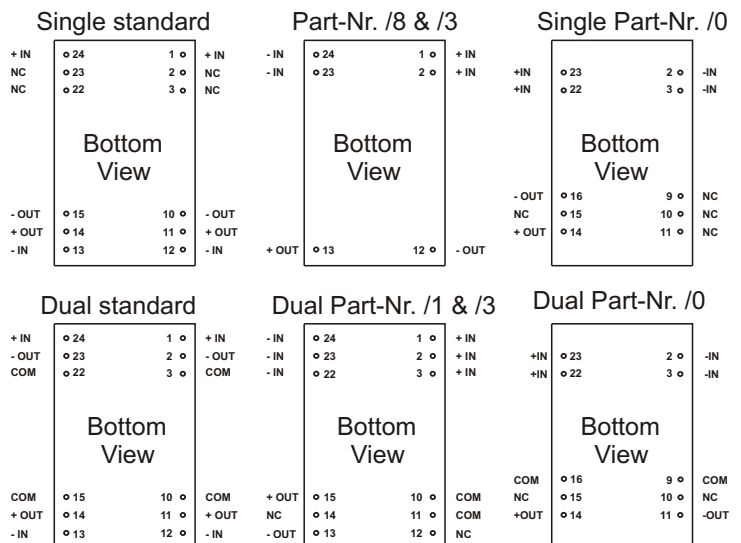
All 3V and 5V output types require a permanent burden of 15-60mA

Any other output voltages available

PIN CONNECTION:



ALL DIMENSIONS IN MM (INCHES)
 MILLIMETERS +/- 0,5mm
 ((INCHES +/- 0,02"))
 All pins on a 2,54mm pitch.



Specification may be changed without notice please contact office for verification

We can offer EMC - Filter according to EN55011/22 Class B.

Triple output
Wide input range 1:2
Case style: DIP24

INDUSTRIAL DC/DC Converters

PWM - regulated

3 Watt Plus
**Series: CFW2/
 CMW2**

All outputs cross regulated

Electrical specifications:

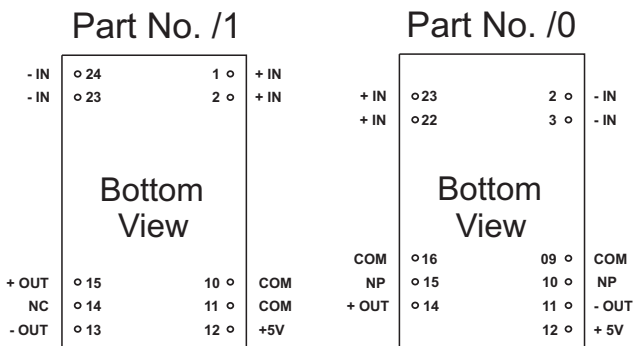
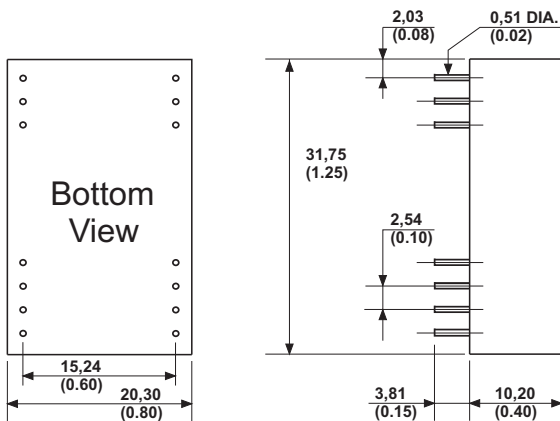
Input voltage:	wide 1:2	Short circuit protection:	fully protected
Output voltage accuracy:	+/- 3% for all outputs	Ambient temperature:	-40°C to +71°C
Line regulation:	+/- 0,2% for all outputs	Operating temperature:	max. +105°C
Load regulation:	+/- 1% for all outputs	Insulation test voltage:	1000V DC
Efficiency:	min. 70%	Case material:	CFW2 - polycarbonate / CMW2 - metal
Output Ripple & Noise:	typ. 150mVp-p		

CAUTION: NO INPUT POLARITY CHANGE ALLOWED!

Part - No.	Input Voltage DC	Output Voltage DC 1 & 2	max. Output Current 1 & 2	Output Voltage DC 3	max. Output Current 3
CFW2-1205D05 CFW2-1212D05 CFW2-1215D05	9-18V	+/- 5V +/-12V +/-15V	+/-300mA +/-125mA +/-100mA	5V 5V 5V	200mA 200mA 200mA
CFW2-2405D05 CFW2-2412D05 CFW2-2415D05	16-36V	+/- 5V +/-12V +/-15V	+/-300mA +/-125mA +/-100mA	5V 5V 5V	200mA 200mA 200mA

Any other output voltages available

PIN CONNECTION:



additional 220µF capacitor recommended for 5V output
 max. capacitive load 4,7µF at ± 15V output

**ALL DIMENSIONS IN MM (INCHES)
 MILLIMETERS +/- 0,25mm
 (INCHES +/- 0,01")**
 All pins on a 2,54mm pitch.
 NP = No pin, NC = No connection

Specification may be changed without notice
 please contact office for verification

We can offer EMC - Filter
 according to EN55011/22 Class B.