

Features

Regulated Converters

- Ultracompact Low Profile AC-DC Power Supply
- Ultra-low 30mW Standby Power Consumption
- 1 Watt or 2 Watt PCB Mount Package
- Extra Wide Input Voltage Range (80~264VAC)
- Class II Power Supply with 3kVAC Isolation
- -25°C to +85°C Operating Temp
- Low Output Ripple
- Short Circuit Protected Outputs
- EN, UL and CE Certified

Description

The RAC01-SC and RAC02-SC series are ultra-compact universal input AC/DC power modules for PCB mounting. They feature high efficiency, low standby power, high operating temperature, soft start and short-circuit protection as well as a built-in EMC Class B filter. Output voltages range from 3.3VDC to 24VDC.

Selection Guide

Part Number	Input Range (VAC)	Output Voltage (VDC)	Output Current (mA)	Efficiency typ. (%)	Max Capacitive Load ⁽¹⁺²⁾
RAC01-3.3SC	80-264	3.3	300	65	2200µF
RAC02-3.3SC			600	66	2700µF
RAC01-05SC	80-264	5	200	68	1600µF
RAC02-05SC			400	70	2000µF
RAC01-09SC	80-264	9	111	70	470µF
RAC02-09SC			222	72	560µF
RAC01-12SC	80-264	12	83	72	180µF
RAC02-12SC			167	74	200µF
RAC01-15SC	80-264	15	67	72	180µF
RAC02-15SC			133	74	200µF
RAC01-24SC	80-264	24	42	73	68µF
RAC02-24SC			83	77	68µF

Specifications (measured at TA 25°C, full load after warm-up)

Input Voltage Range (with derating)	80-264VAC or 115-370VDC	
Rated Power	1 or 2 Watts max.	
Input Frequency Range (for AC Input)	47-63Hz	
Input Current (full load)	RAC01 (115/230VAC)	34mA/23mA max.
	RAC02 (115/230VAC)	55mA/36mA max.
No Load Power Consumption	@115VAC	30mW typ.
	@230VAC	80mW typ.
Inrush Current (<0.5ms)	30/60A max.	
Leakage Current	0.25mA max.	
Output Voltage Tolerance (combined Tolerance, Line Reg and Load Reg at full load)	±5% max.	
Line Voltage Regulation	low line, high line at full load	±2% max.
Load Voltage Regulation	10% to 100% full load	±6% max.
Output Ripple (20MHz BW limited)	3.3V Output	<150mVrms
	All others	<100mVrms
Operating Frequency (full load)	30kHz typ.	
Minimum Load = 0%	specifications valid for 10% minimum load only	
RMS Isolation Voltage (input to output)	3kVAC / 1 minute	
Isolation Resistance	1 GΩ min.	
Short Circuit Protection	Hiccup, Automatic Restart	
Over Voltage Category	OVC II	
Operating Temperature Range ⁽³⁾	(1W, natural convection, no derating)	-25°C to +80°C
	(2W natural convection, no derating)	-25°C to +75°C
	(natural convection, with derating)	-25°C to +85°C
Storage Temperature Range	-40°C to +100°C	
Humidity	non-condensing	95% RH max
Case Material	Plastic Case, Silicone potting material (UL94V-0)	

continued on next page

POWERLINE

AC/DC-Converter

with 3 year Warranty

RECOM

1 - 2 Watt Single Output

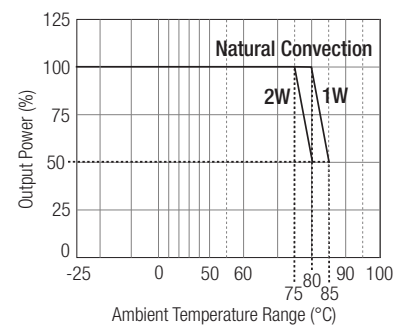


EN-60950-1 Certified
UL-60950-1 Certified

RAC01-C RAC02-C

Derating-Graph

(Ambient Temperature)



Refer to Application Notes

www.recom-international.com

Specifications (measured at TA 25°C, full load after warm-up)

Package Weight	25g	
Packing Quantity	22 pcs	
EMC	Conducted and Radiate	EN55022 Class B
	Noise Immunity	EN55024
MTBF	+25°C	666 x 10 ³ hours
230VAC	+55°C	395 x 10 ³ hours
using MIL-HDBK-217F	+80°C	125 x 10 ³ hours
Certifications:		
UL General Safety	File Nr. E224736	UL-60950-1, 2nd Edition
EN General Safety	SPCLVD 1202026	EN-60950-1, 2nd Edition
CE	Report: 2011-04-19	EN55022 Class B

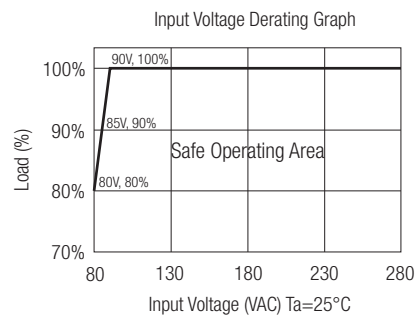
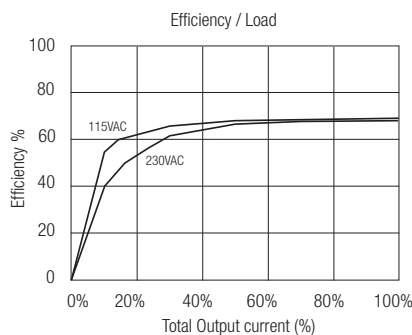
Notes:

Note1: Measured @ 230VAC / 50Hz / Ta=25°C with constant resistant mode at full load.

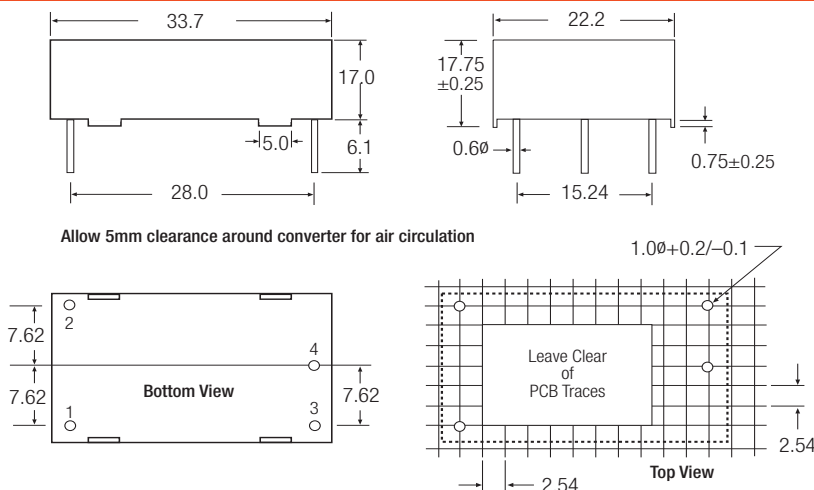
Note2: If used @ 115VAC / 60Hz with full load, max. capacitive load is less, please contact RECOM for detailed information.

Note3: Start up only is guaranteed at temperatures down to -25°C. Other specifications may not be met.

RAC01-05SC



Standard Package Style and Pinning



Allow 5mm clearance around converter for air circulation

Pin Connections

Pin #	Single Output
1	VAC in (N)
2	VAC in (L)
3	-VDC out
4	+VDC out

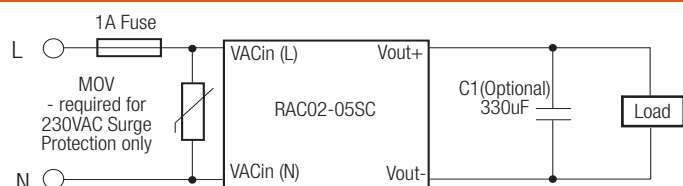
Tolerance ± 0.5 mm unless otherwise specified

Recommended Application Circuit

Compact single output regulated power supply

Suggested fuse rating: 1A Slow Blow.

An external MOV is required for 230VAC operation. The varistor should comply with IEC-61051-2 e.g. Epcos S14 series



Add C1 to reduce output ripple (use low ESR type)

The product information and specifications are subject to change without prior notice. All products are designed for non-safety critical commercial and industrial applications. The Buyer agrees to implement safeguards that anticipate the consequences of any failures that might cause harm, loss of life and/or damage property.